

A yellow banner with a wavy, ribbon-like shape, containing the text "Believe, Nurture, Grow, Flourish Together" in blue, sans-serif font.

Believe, Nurture, Grow, Flourish Together

Class Essentials

Robin Class
September 2025
Mrs Hedges

Robin Team

Mrs Hedges - Class Teacher

Mrs McNeil - Teaching Assistant (Monday- Wednesday)

Mrs Kim - Teaching Assistant (Tuesday and Wednesday afternoons)

Mrs Nickin - Teaching Assistant (Thursday and Friday)

Mrs Lightfoot – 1-1 Teaching Assistant (Monday and Tuesday)



School Lane, Barton , Cambridge , CB23 7BD office@barton.cambs.sch.uk 01223 262474



Barton Church of England (VA) Primary School

News and Events

Our School

Who's Who

Classes

Curriculum

Parents

Robin EYFS/Y1

Kingfisher Y2/Y3

Swallow Y3/4

Owl Y5/6

Reflection Space



Phonics



General Info



Gallery



Home Learning

[Robin EYFS/Y1](#)[Swallow Y3/Y4](#)[Owl Y6](#)[Houses](#)[Worship Leaders](#)[Kingfisher Y2](#)[Skylark Y5](#)[Parent Meetings](#)[School Council](#)[Stars of the Week](#)

Robin EYFS/Y1

[A warm welcome to Robin Class – Autumn Term 2025 part 1](#)

Hello everybody, we hope you've had a lovely few weeks since we saw each other, either at school or during our home visits! We have been busy planning and preparing the classroom over the summer break and are excited to have all of the children in school from Tuesday 2nd September.

In This Section

[Phonics](#)[General Information](#)[Gallery](#)[Home Learning](#)



Department
for Education

Development Matters

Non-statutory curriculum guidance
for the early years foundation stage

First published September 2020
Revised September 2023



Department
for Education

The national curriculum in England

Key stages 1 and 2 framework document

September 2013

Typical day and week in Robin Class

	9.40-9	9.00-9.30	9.30-10	10-10.10	10.10	10.30-45	10.50-11.10	11.15-11.35	11.40-12.05	12.10-1.15	1-15 -2.15	2.15-3.00	3.00-3.20
Mon	<i>Soft start</i>	Maths		Fruit	CW	Break	Phonics	Reading	English	Lunch	RWE		Story
Tues <i>PPA</i>		Maths			CW		Phonics	Reading	English		Science	Story	
Wed		CW	Maths	Fruit	Phonics		Handwriting	English	History		Story		
Thurs		CW	Maths		Phonics		Reading	English	Music		PE	Story	
Fri		CW	Maths		Phonics		Handwriting	English	PSHE		PE	Story	

Curriculum - Reception



Robin Class, Reception Autumn Term 2024 Part 1



Personal, Social and Emotional Development

This half term we will focus on settling into school life, learning new routines and taking care of our school environment. We will support children in developing and building positive relationships with each other and the staff in Robin Class. We will work on being sensitive to each other's needs, feelings and opinions.

Communication and Language

The adults in Robin Class will model active listening to the children and encourage them to share their feelings, needs and opinions with each other. The children will have the opportunity to talk about themselves and their interests.

Physical Development

The children will be encouraged to develop their gross motor skills through building, climbing and moving in a variety of different ways in our outside area. They will also be looking at different ways to move in our PE lessons.

They will also be encouraged to develop their fine motor skills to control small tools such as scissors, tweezers and pencils.

Maths

Matching: The children will be provided opportunities to find and match objects that are the same

Sorting: The children will learn that collections of objects can be sorted into sets based on attributes such as colour, size or shape.

Comparing: Once the children can confidently sort collections into sets, they learn that these sets can be compared and ordered. They will learn that objects can be compared and ordered according to the size, mass and amounts.

Literacy

We will be developing the children's interests in books and stories. This half term the children will be taking part in rhyming and rhythmic activities listening for initial sounds in words and practicing blending and segment-

Expressive Arts and Design

We will provide lots of opportunities to sing, dance and express themselves in dramatic role play. The children will be encouraged to use construction and collage materials to create their own pictures and models. In adult led activities, the children will be creating spirals using different drawing techniques.

Understanding the World

This half term we will be Recognise some similarities and differences between life in this country and life in other countries. We will investigate different body parts and uses in our Science sessions. We will be observing the changing of seasons throughout the year.



RE

Why is the word 'God' so important to Christians?



Curriculum – Year 1



Robin Class, Year 1 Autumn Term 2025 Part 1



Maths

Place Value: sort objects, count objects, represent objects, count forwards and backwards, count one more and one less, compare numbers using the < > and = symbols, ordering numbers and numerals, introducing the number line.

Addition and Subtraction: Part whole model, introducing the + symbol, number bonds to 10, fact families to 10.

Phonics

Little Wandle:

Recapping phase 3 and 4 sounds before moving onto Phase 5 sounds and common exception words.

Please find the Little Wandle sound mats on the Home Learning section of Robin's page in addition to the pronunciation guide on the Phonics section.

Geography: Continents and Oceans

The children will be exploring the different Continents and Oceans in our world. They will learn about the UK and then will identify some of the similarities and differences between the different countries and continents we learn about.

Literacy

Non-Fiction:

Writing lists, labels and captions.

Fiction:

Traditional tales: *Jack and the Beanstalk*, *Hansel and Gretel*.

The children are focusing on using capital letters appropriately, applying full stops correctly, using spaces between their words, letter formation and using their Phase 2 and 3 phonetic knowledge to help them spell.



RE

Why is the word 'God' important to Christians?

Science: Materials

The children will be exploring the properties of a range of different materials and consider why different materials are used for different purposes.

Music

Pulse and Rhythm skills with songs focused on 'All about me!'

PE

Learning through Games: The children will explore a range of sporting equipment through different games.

Art

Watercolour painting— Explore the Work of Paul Klee & Emma Burleigh

ICT

Online Safety
Mouse Skills

What will my child be learning?

- Here you can find progression documents breaking down each curriculum subject into year groups and objectives.
- Alongside the half-termly overview on the class webpage, this will summarise the key areas of learning for each year group, and break these down into smaller statements.

Progression Documents for each Subject



[Art Progression Document 2021](#)



[Computing Progression Document 2021](#)



[Computing Vocabulary Progression Document 2021](#)



[DT Progression Document 2021](#)



[English - Grammar Progression Document 2021](#)



[English - Reading Progression Document 2021](#)



[English - Spelling Progression Document 2021](#)



[English - Writing \(Composition\) Progression Document 2021](#)



[English - Writing \(Transcription\) Progression Document 2021](#)




[English - Writing Progression Document 2021 \(by year groups\)](#)

What has your child been up to?

Top tips to find out what they've been doing:

- Model talking about your day
- Specific questions such as “what area of the classroom did you enjoying playing in today?”, “Can you remember the sound you looked at in phonics?”, “Did you build anything today?” rather than “what did you do today?”/ “what did you learn?”.
- Wait a bit to ask them – give them a moment to process their day



What to bring and what to leave at home

Please clearly label everything with your child's name.

- ★ Water bottle; **named** and separate from lunch box.
- ★ PE kits to be worn to school on PE days (Thursday and Friday).
- ★ Reading records and reading books every day (once distributed).
- ★ Waterproofs and Wellies.

Please don't bring in:

- Toys from home.
- Unnamed items of clothing (winter - gloves and hats).
- Sweets or cakes for children's birthdays – a donation of a favourite book to our library would be very appreciated!

Children in EYFS and KS1 do get daily fruit, we enjoy this together before morning break. A few children also choose to bring in a snack to have at breaktime in addition.

PE Kits

- White t-shirt
- Black or navy shorts/joggers (weather dependant)
- School sweatshirt and/or fleece
- Long hair tied back
- Earrings removed, or covered if not possible.
- Suitable trainers.
- Children should **not** wear football kits, non-school uniform, or other 'fashionable' items.

Home Learning Projects

1. At the end of each half term, the **Year 1 children** will be asked to make a presentation about an area of personal interest linked to our topic work. Guidance for this term's projects can be found on the home learning section of the website.
2. Aim for a presentation of between 5 and 10 minutes. Every child is expected to prepare a presentation; they enjoy watching each other's work and are a perceptive audience!
3. Whilst it is fantastic that the preparation for the presentations is a shared activity, it is important that the presenter "owns" the project and is involved/takes responsibility for as much of it as possible within reason.
4. There is no expectation with regards to how you and your child wish to record their learning. In the past, children have used the visualiser to show pictures, tables and graphs, created their own PowerPoints, made booklets, posters, photograph montages, built models and explained the steps they took to make them, created interactive quizzes, and so on. We would, however, prefer the presentation to be "live" rather than prerecorded so that they have the chance to practice public speaking in front of an audience.


Please don't hesitate to ask if you are worried about any aspect of the presentations. We expect to start watching them in the last 7 or 8 days of the half term - 2 or 3 each day.

Home Learning Projects

Home Learning Project Autumn 1 2025

<p>Your child can choose one of the following projects below to complete over the course of this term for their home learning. There will be an opportunity in the last two weeks of term to share the finished project with the rest of the class. Every child should be ready to contribute a presentation of their own. A timetable will be made available the week prior to the first presentations on Seesaw. The presentations are more than a “show and tell” and should evidence collaborative research and study at home about an area of our topic work that interests them most. The best presentations tend to be those that have started earlier in the halfterm, as the children are able to speak confidently about their chosen area of study. Below are some suggested activities that link with our learning in Robins. For further guidance about Home Learning, please see the General Information page or speak to Mrs Hedges.</p>		
<p style="text-align: center;">Geography— UK</p>	<p style="text-align: center;">Computing—mouse skills</p>	<p style="text-align: center;">Science— Our Bodies</p>
<p>We will be learning about the countries in the UK over this half term. Can you choose a city in the UK and find out more about it? What is it famous for? Have you ever been there or would you want to go there?</p> <p>You could create your own information booklet, or record a tour guide video discussing the things you have learned.</p>	<p>We are using sketchpad.com in computing and will be exploring lots of the tools on the programme.</p> <p>Can you use sketchpad.com to create a portrait of someone in your family?</p> <p>You could save your portrait and send it to Mrs Hedges, or print it to bring it in. Tell us about the person you chose to create and what tools you used.</p>	<p>We will be exploring our 5 senses in Science; touch, smell, taste, sight and hear.</p> <p>Could you go on a senses hunt around where you live? You could take photos and tell us about all the different things you could see, smell, hear, touch or even taste!</p>
<p style="text-align: center;">RE—Why is the word ‘God’ important to Christians?</p>	<p style="text-align: center;">Art—watercolour</p>	<p style="text-align: center;">PSHE— Working together</p>
<p>We are learning about why God’s name is important to Christians and we will be looking at the parable of the Precious Pearl.</p> <p>What is precious to you? Can you tell us about something that is important to you and how you take care of it to make sure it stays safe?</p> <p>You could film a video or create a poster.</p>	<p>We are going to be exploring watercolour in art this half term. If you have water colour paints at home, could you have a go at creating a watercolour painting of a subject of your choice?</p> <p>We are also going to explore how sketch books are used by artists and use our own to practice and explore skills. You could create your own sketch book and fill it with your own drawings from your imagination or observations. This link will show you how you could create your own sketch-book from resources you might have at home.</p> <p>https://vimeo.com/498892020</p>	<p>In PSHE we are considering the strengths of ourselves and of those around us. We know that most things are made easier by working together. Could you and your family work together to do something? It could be making a meal, building a project, cleaning a mess etc.</p> <p>You could share some photos with the Robins about what each person in your team did and explain why it was important they were there.</p>

If there is something you would like to add to the children's journal, please add it as a message to Mrs Hedges on the Seesaw app. (The messaging feature will be opened today)
Our EYFS children will have observations and wow moments recorded by the staff team.
Our Year 1 children will use Seesaw to upload their independent activities and challenges.



Seesaw

How you can help at home - Reading

In Reception and Year 1 this is a brilliant way that you can help your child in their learning. Sharing a story with each other helps to develop key reading and comprehension skills... and most importantly, a love of learning.

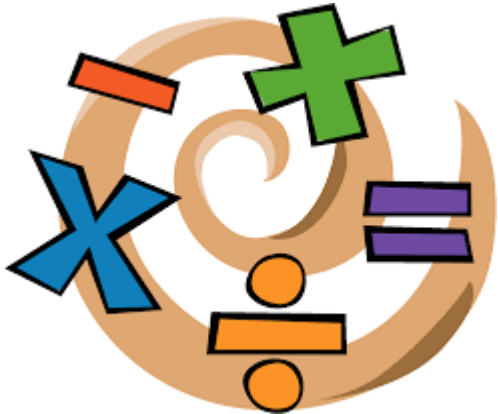
During the first few weeks of term we will send the children home with banded books matched to their phonic ability and a reading journal which they can change during the week. For our reception children, this may be a picture book that contains no words. We will also send home a story from our library for you to share together. We are not expecting them to read this! Instead, enjoy looking at it together!

Children will have a Reading Journal in which you can record their reading frequency, and any notes you like. We will check to see if the reading book has been read before changing it. It would be great if your child could read with someone at home every day. This might be sharing and talking about a picture book, an adult reading a bedtime story, or the child reading aloud from their school book or one from home that they can read fairly confidently.



How you can help at home - Maths

Please engage your child in practical, everyday Maths at home. For example, this could include looking out for numbers on doors when on a walk, counting toys or counting two groups of objects to see how many there are all together. This is a great way to help your child with their number knowledge. The children will be given login details to Numbots, which is a great website where they can practise the skills we are learning in school at home through games.



<https://whiteroseeducation.com/parent-pupil-resources/maths/free-downloads>



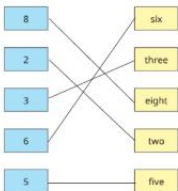


By the end of this half term, children should know the following facts. The aim is for them to recall these facts **with speed and accuracy**:

I can read and write numbers to 10 in numerals

Children should be able to identify numbers to 10 and write them in numerals.

For example, children should be able to match the numeral to the word.



Key vocabulary

1, 2, 3, 4, 5, 6, 7, 8, 9, 10

digit

one two three four

five six seven eight

nine ten

Top tips

The secret to success is practising *little* and *often*. Use time wisely. Can you practise this KIRF whilst walking to school or during a car journey? You do not need to practise all aspects of the KIRF all at once; perhaps you could have a fact of the day, or a few facts per week to practise? If you would like more ideas, please speak to your child's teacher.

Practical resources and ideas

Write a number between 1 and 10 in words and ask your child to write the numeral, as well as vice versa. Collect a number of objects and ask your child to write how many in numerals and words.

How you can help at home - Phonics

We are really looking forward to starting our phonics this half term. We use the Little Wandle Letters and Sounds revised.

The first few weeks have been assessing the children and will be recapping any prior learning.

If you would like to familiarise yourself with any of the sounds the children will be learning this year then head over to the Phonics section of Robin's Class page where you will find videos introducing the sounds. Our Reception children will focus on the Phase 2 and 3 sounds and our Year Ones will be introduced to the Phase 5 sounds after reviewing the previous sounds. On the Home Learning page on the website are some sound mats that are really useful if the children are doing any writing.

At the start of each term, a parentmail is sent out with a break down of which sounds are taught each week.

Phase 2

s	a	t
p	i	n
m	d	g
o	c	k
ck	e	u
r	h	b
f	ff	l
ll		ss

Phase 3

j	v	w
x	y	z
zz	qu	ch
sh	th	ng
ai	ee	igh
oa	oo	oo
ar	or	ur
ow	oi	ear

Phase 4

st	nd	mp
nt	nk	ft
sk	lt	lp
lf	lk	pt
xt	tr	dr
qr	cr	br
fr	bl	fl
gl	pl	cl

Phase 5





ay	ou	ie
ea	oy	ir
ue	ue	aw
wh	ph	ew
ew	oe	au
ey	a-e	e-e
i-e	o-e	u-e

We're teaching every child to read with Little Wandle Letters and Sounds Revised

A complete SSP validated by the Department for Education



Phonics Screening – Year 1 children - June 2025

Practice sheet: Real words	Practice sheet: Pseudo words
in	ot 
at	vap 
beg	osk 
sum	ect 

Behaviour and safety

We expect a high standard of behaviour at all times

Help them to help themselves - encouraging independence

If there any incidents where your child is hurt (or hurts another child) then you will be informed by the end of the day, we take this seriously

E-safety is very important - training in school and resources on the website

3 Barton Bs.....

The Barton Bs:

BE SAFE:

We listen carefully to instructions

We are calm and orderly

We take care of our school

We consider our impact on others

We are in the right place at the right time

BE RESPECTFUL:

We are kind, we are polite, we are honest

We treat others as we would like to be treated

We show compassion and empathy

We recognise and celebrate individuality and difference

We value teamwork

BE LEARNERS:

We listen, we enquire, we think

We let others learn

We persevere and are not afraid of making mistakes

We actively challenge ourselves and ask for help if we need it

We come to school ready to learn

Communication - home/school

We need to know about any changes - who is picking up, anything that might upset your child, change of address

Seesaw - anything that your child has done to celebrate

Teachers are out at the gate from 8.40am and then at the end of the day for a short catch-up conversation at 3.20pm

Please book up an appointment if there is a more lengthy issue, email addresses are on the school website

Email the office

Barton Bulletin weekly

Parents involved in school

We are a partnership with you and your child - we want your child to achieve the best they can and to have the most positive educational experience.

Things you can be involved in:

FOBS

Sharing your expertise e.g. crafts, cultural festivals

Volunteer helper on a regular basis

Governorance

Any questions?



Home Learning Project Autumn 1 2025

Your child can choose one of the following projects below to complete over the course of this term for their home learning. There will be an opportunity in the last two weeks of term to share the finished project with the rest of the class. Every child should be ready to contribute a presentation of their own. A timetable will be made available the week prior to the first presentations on Seesaw. The presentations are more than a “show and tell” and should evidence collaborative research and study at home about an area of our topic work that interests them most. The best presentations tend to be those that have started earlier in the half-term, as the children are able to speak confidently about their chosen area of study. Below are some suggested activities that link with our learning in Robins. For further guidance about Home Learning, please see the General Information page or speak to Mrs Hedges.

Geography— UK	Computing—mouse skills	Science— Our Bodies
<p>We will be learning about the countries in the UK over this half term. Can you choose a city in the UK and find out more about it? What is it famous for? Have you ever been there or would you want to go there?</p> <p>You could create your own information booklet, or record a tour guide video discussing the things you have learned.</p>	<p>We are using sketchpad.com in computing and will be exploring lots of the tools on the programme.</p> <p>Can you use sketchpad.com to create a portrait of someone in your family?</p> <p>You could save your portrait and send it to Mrs Hedges, or print it to bring it in. Tell us about the person you chose to create and what tools you used.</p>	<p>We will be exploring our 5 senses in Science; touch, smell, taste, sight and hear.</p> <p>Could you go on a senses hunt around where you live? You could take photos and tell us about all the different things you could see, smell, hear, touch or even taste!</p>
RE—Why is the word ‘God’ important to Christians?	Art—watercolour	PSHE— Working together
<p>We are learning about why God's name is important to Christians and we will be looking at the parable of the Precious Pearl.</p> <p>What is precious to you? Can you tell us about something that is important to you and how you take care of it to make sure it stays safe?</p> <p>You could film a video or create a poster.</p>	<p>We are going to be exploring watercolour in art this half term. If you have water colour paints at home, could you have a go at creating a watercolour painting of a subject of your choice?</p> <p>We are also going to explore how sketch books are used by artists and use our own to practice and explore skills. You could create your own sketch book and fill it with your own drawings from your imagination or observations. This link will show you how you could create your own sketch-book from resources you might have at home.</p> <p>https://vimeo.com/498892020</p>	<p>In PSHE we are considering the strengths of ourselves and of those around us. We know that most things are made easier by working together. Could you and your family work together to do something? It could be making a meal, building a project, cleaning a mess etc.</p> <p>You could share some photos with the Robins about what each person in your team did and explain why it was important they were there.</p>